

Portfolio Review

The Australian equity market declined 6.2% in January as investors worried about a possible slowdown in China on the back of a less accommodative monetary stance, rising CDS spreads on Greek sovereign bonds, and worries about financial sector regulation in the US. This all added up to short term selling pressure on risky assets.

Given the strong activity data and the pick-up in inflation in recent months, we think it's not surprising that the Chinese Govt is stepping up efforts to contain total lending to about 7.5 trillion RMB in 2010, down from about 9.6 trillion RMB in 2009. We consider actions to slow credit growth are quite welcome at this stage as the bigger risk for investors may not be that China tightens too much over the next few months, but rather that China doesn't tighten enough.

Dec qtr US GDP of +5.7% also beat market expectations comfortably due to a predictably strong boost from inventories, but we did see a boost from capex for the first time. We also saw the January ISM report (>50 indicates economic expansion) come in ahead at 58.4 versus consensus 55 as purchasing managers reported acceleration in activity.

Last year's rally was driven by P/E multiple expansion with the market now requiring earnings upgrades to sustain the rally. Earnings have been in upgrade mode since July and this has continued into the new year with upgrades for resources (higher commodity prices), banks (CBA) and several leading industrial cyclicals (Qantas, Computershare, Flight Centre and James Hardie), insurance (IAG) and media (News Corp).

In the US we have had a good lead with over 80% of US companies reporting Q4 earnings beating consensus comfortably. We believe it is still early days in the upgrade cycle, but we do not expect the reporting season to be all one way traffic and we have seen some downgrades in energy, retailers and contractors. The strong A\$ will be a headwind, developed world economies are still soft and even the domestic economy has some soft spots (private capex).

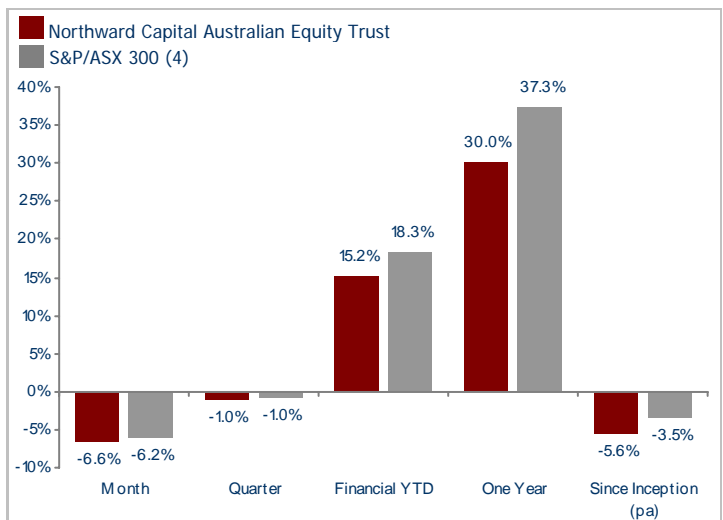
During January we initiated a new position in Computershare and lifted our holdings in IAG, Suncorp, News Corp, Woolworths, NAB and SP Ausnet. Portfolio sales of note included PanAust, CBA, and Eircom (following its delisting after the completion of the Scheme Implementation Agreement with STT Communications) while we exited ASX to fund Computershare.

Fund Results

Portfolio Results	Month
Northward Capital Australian Equity Trust	-6.62%
S&P/ASX 300 (4)	-6.17%
Value Added	-0.45%

Stock Contributors	Overweight (+) Underweight (-)
Wesfarmers	Not held
Suncorp	+
QBE Ins Grp	Not held
BHP Billiton	-
Crown Ltd	+

Stock Detractors	Overweight (+) Underweight (-)
Equinox	+
Macquarie Group	Not held
Western Areas	+
Oil Search	+
Westfield Group	Not held

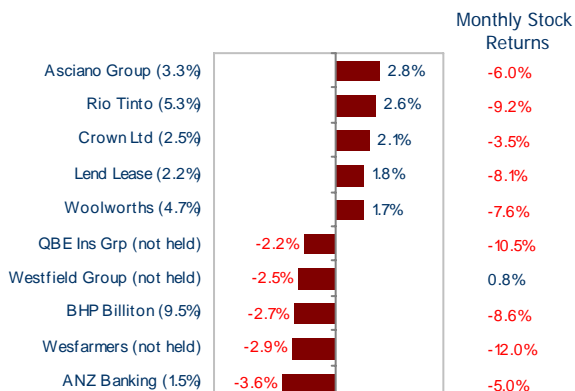


- (1) Market value of the investment as at month end was \$44.07 Million
- (2) Inception date is 11 April 2008
- (3) Returns for the trust are calculated from net unit prices (incl distributions) after fees but before taxes
- (4) Index was ex LPTs prior to 1 August 2009
- (5) Qtrly risk information not provided until rolling 3 year data available

Fund Composition

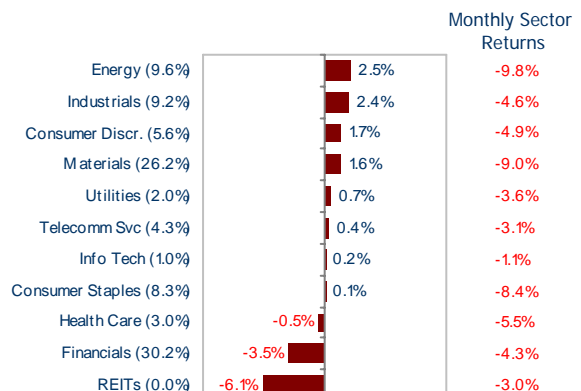
Active Stock Positions

Underweights / Overweights versus benchmark



Sector Diversification

Underweights / Overweights versus benchmark



Disclaimer:

MLC Investments Limited ABN 30 002 641 661, AFSL 230705 ("MLCI"), is the Responsible Entity of, and the issuer of units in, the Trust. Northward Capital Pty Limited ABN (97 113 618 938) (AFSL 294368) is the investment manager of the Trust. An investor should consider the Product Disclosure Statement for the Trust ("PDS") in deciding whether to acquire, or continue to hold, units in the Trust and consider whether units in the Trust is an appropriate investment for the investor, and the risks of any investment. This report has been prepared in good faith, where applicable, using information from sources believed to be reliable and accurate as at the time of preparation. However, no representation or warranty (express or implied) is given as to its accuracy, reliability or completeness (which may change without notice). This report does not take account of an investor's particular objectives, financial situation or needs. Investors should therefore, before acting on information in this report, consider its appropriateness, having regard to the investor's particular own objectives, financial situation or needs. We recommend investors obtain financial advice specific to their situation.

Past performance is not indicative of future performance. Any projection or other forward looking statement ("Projection") in this report is provided for information purposes only. No representation is made as to the accuracy or reasonableness of any such Projection or that it will be met. Actual events may vary materially. Any opinions expressed by MLCI constitutes MLCI's judgment at the time of writing and may change without notice. An investment in the Trust is not a deposit with or liability of National Australia Bank Limited ("NAB") or any other member of the NAB group of companies ("National Australia Group") and is subject to investment risk, including possible delays in repayment and loss of income and capital invested. Neither MLCI nor any other member of the National Australia Group guarantees the repayment of your capital, payment of income or the performance of your investment. NAB does not provide a guarantee or assurance in respect of the obligations of MLCI, the Trust or Northward Capital Pty Limited.