

Fund Results

Performance in AUD

	Quarter
NCP-Capital International Global Equity Trust Currency Hedged	3.89%
MSCI World Index A\$ Hedged with net dividends reinvested	5.40%
Value Added	-1.51%

- The AUD strengthened 2.06% against the USD during the March quarter. The AUD started the quarter just below 90 US cents and rose against the USD before ending the period at just under 92 US cents.
- For the quarter, the unhedged strategy underperformed the hedged strategy by approximately 4%, consistent with this strengthening AUD.

Contributors

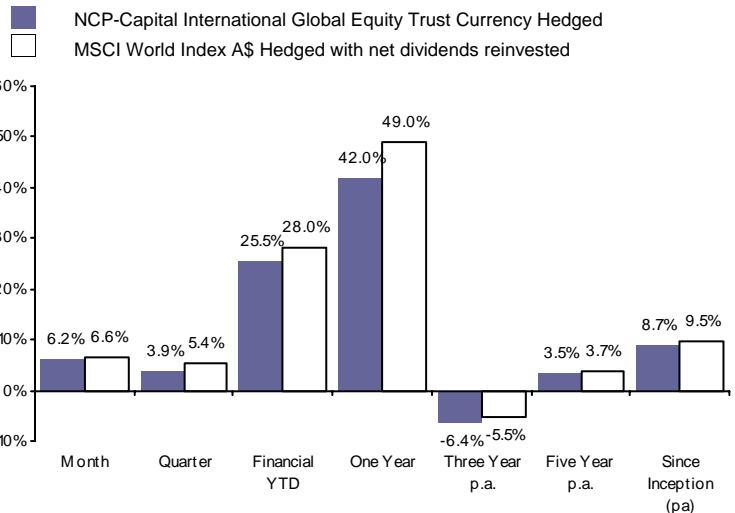
- Underweight exposure to Utilities
- Stock selection in Materials
- Stock selection in Health Care

Detractors

- Stock selection in Financials
- Stock selection in Consumer Discretionary
- Stock selection in Consumer Staples
- Stock selection in Energy

Risk Information (4)

Standard Deviation (%)	21.34
Tracking Error (%)	3.12
Information Ratio	-0.30



- (1) Market value of the investment as at month end was \$403.78 Million
- (2) Inception date is 7 March 2003. All returns are Gross.
- (3) Benchmark = MSCI World Index A\$ Hedged with net dividends reinvested. The benchmark for the currency overlay is the physical exposure of the underlying equity holdings. As a consequence, this can cause differences in the relative performance of the portfolio when compared against its benchmark.
- (4) Calculations based on monthly calculations over rolling 3 year periods
- (5) This portfolio has a maximum cash weighting of 5%

Performance Review

Summary

The March quarter again saw markets strengthen as the global economy and corporate profitability showed signs of improvement. After a difficult start to the quarter with markets impacted by China's measure to tighten credit and Obama's struggles with health reform the following two months saw markets rebound significantly to end the period in positive territory. Unlike prior quarters, Financials held the portfolio back during the three months to March with stock selection being particularly negative. The Australian dollar continued to rise against the USD this quarter with the USD closing the period at just under 92 US cents, up approximately 2.1%. The MSCI World Index (Hedged) was up 5.4% over this same period. Against this backdrop the NCP-Capital International Global Equity Trust with currency Hedged closed up 3.9%, underperforming the index by approximately 151 basis points. The key drivers of this underperformance were stock selection in Financials, Consumer Discretionary, Consumer Staples. On the positive side, underweight exposure to Utilities and stock selection in Materials contributed to performance somewhat.

Financials

The Financials sector represented the biggest drag on portfolio performance for the March quarter. Stock selection was particularly negative during the period with HSBC (UK), the portfolio's tenth largest holding, down 5% for the quarter. Particularly hurting portfolio performance in the Financials sector were stocks not actually held. Bank of America (US) delivered solid gains for the quarter - up 19% whilst Citigroup (US) and Wells Fargo (US) were up 22% and 16% respectively. Toronto Dominion Bank (Canada) also had a solid quarter, up 16%. Goldman Sachs ended the quarter in slightly positive territory, up 1%.

Consumer Discretionary

Consumer Discretionary again held back portfolio performance, specifically stock selection. French media company Vivendi closed the quarter down 5%. Suzuki Motor Corporation (Japan) fell 10%. Sony Corporation (Japan) posted strong results for the quarter, up 34%, however it was not held in the portfolio and therefore detracted from relative performance. Toyota Motor Corporation also hurt performance, closing down 4% for the quarter. On the positive side, Scripps Networks (US) rose by 34% to March whilst Time Warner Cable (US) was also up by 30%.

Consumer Staples

Stock selection in Consumer Staples was a detractor from portfolio performance over the March quarter. Major international retailer Tesco (UK) was down 2% for the quarter. Imperial Tobacco (UK) fell 5% for the period whilst French personal products group L'Oreal closed the quarter flat. The portfolio's largest individual holding - Procter & Gamble (US) was up 5% but still marginally underperformed the sector over the same period. It wasn't all bad news however with Philip Morris up 9%.

Materials

Overall, the portfolio's materials holdings were positive contributors to performance for the March quarter with stock selection contributing to relative returns. Allegheny Technologies (US) was a particularly strong performer over the period, up 21%. Metals and Mining group Cliffs Natural Resources (US) closed the quarter 40% higher whilst Canadian gold miner Centerra Gold was up nearly 23% to March. On the negative side Monsanto (US) was down 12% for the quarter whilst Barrick Gold (Canada) was down 6%. Construction Materials groups Lafarge (France) and Vulcan Materials (US) were both down 10% for the same period.

Health Care

Stock selection in the Health Care sector was generally positive for the portfolio during the quarter. Two of the main contributors to performance were actually pharmaceutical companies not held in the portfolio. Pfizer (US), was down 5% and Glaxosmithkline (UK) was down 3%. Shire Pharmaceuticals (UK) was up 21% over the quarter whilst US Biotechnology stock Celgene closed the period up over 11%. Top 10 holding Roche (Switzerland) had a flat quarter which lagged the Sector and hampered portfolio performance.

✓ What Helped	✗ What Hurt
Cliffs Natural Resources	Google
Allegheny Tech	Cameco
Juniper Networks	HSBC
Nintendo	Weatherford International
Mitsui OSK	Monsanto
Fedex	General Electric
Telefonica	Tesco
Time Warner Cable	KPN

Market Review

- Stocks rose amid signs of a strengthening global economy and rising corporate profitability.
- Several central banks began to unwind unconventional monetary measures that had been introduced at the height of the financial crisis. Nevertheless, authorities indicated that official interest rates would likely be kept low for an extended period as unemployment remained high in the major economies and inflationary pressures were subdued.
- Equity markets in North America ended the period substantially higher. Earnings reports were generally stronger than expected despite muted revenue growth, while economic data was mostly positive.
- The Federal Reserve lent support to capital markets by indicating it was in no hurry to raise interest rates.
- Market returns were pushed up by Industrials, Financials and Consumer stocks. Manufacturing expanded in February for the seventh consecutive month, while durable goods orders rose and factory orders increased. Not all stocks participated in the surge, Telecommunication Services and Utilities declined while Energy stocks were up slightly.
- The Bank of Canada maintained its benchmark interest rate at 0.25% at both rate-setting meetings in the quarter but reiterated its expectations to begin raising rates in the second half of 2010.

- Economic data indicated Canada was emerging from recession quickly, with unemployment falling and wages and job growth rising in both January and February.
- European stocks recouped earlier losses to finish the quarter higher as Greece's fiscal problems took centre stage. After much debate, a consensus finally emerged around a plan to provide the country with conditional financial support in the event of 'very serious difficulties', but it was unclear whether it would sufficiently improve the situation in Greece or other heavily indebted nations, such as Spain and Portugal.
- As Greece and Portugal enacted austerity measures to cut spending, France and Germany tried to agree on a plan to support their weaker EU counterparts.
- Pacific stocks gained during the quarter. Japan - which lagged most other major markets in 2009 - rose the most, as investors found value in the market and exports surged.
- Hong Kong stocks rose, led by Telecommunication Services and Consumer Discretionary stocks.
- In Australia, the Materials sector rose roughly in line with the market as investors shrugged off concerns about China's steps to tighten credit and the potential impact on commodities demand.

Outlook and Strategy

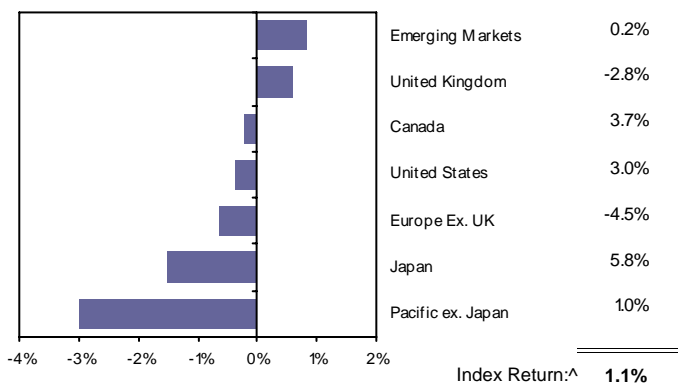
The sharp rebound in economic activity and corporate earnings seen since the first quarter of 2009 appears likely to give way to a period of more moderate growth. While the worst of the financial crisis may have passed, lingering concerns about the financial positions of several European countries highlight the challenges the global economy still faces in making the transition to a self-sustaining recovery as monetary and fiscal support is withdrawn.

As the withdrawal of stimulus measures may create uncertainty for economically sensitive stocks that have risen sharply in recent months, Capital have been pursuing investments in companies that are less dependent on the business cycle for revenue and profit growth. Capital also continue to focus on companies with organic and sustainable growth prospects, strong balance sheets and cash flow, and leadership in fast-growing markets.

Fund Composition

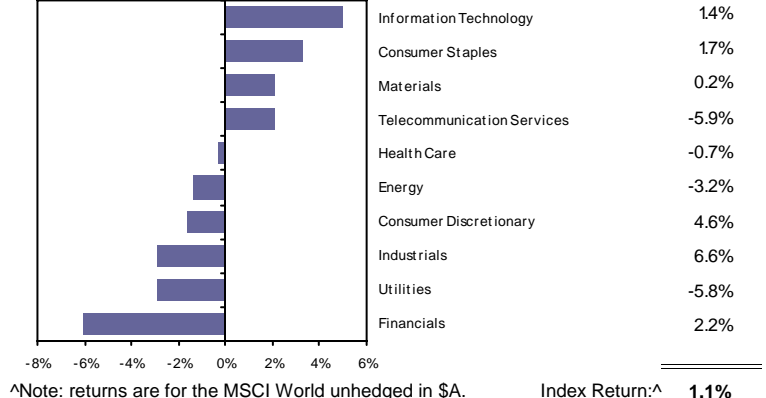
Country Diversification

- Underweights / Overweights versus MSCI World



Sector Diversification

- Underweights / Overweights versus MSCI World



Top 10 Holdings

	Sector	Country	%	Description
Procter & Gamble	Consumer Staples	United States	2.8	Global manufacturer of household and personal care products.
Roche Hldg	Health Care	Switzerland	2.2	A world leader in pharmaceuticals and diagnostic research.
Google Inc	Information Technology	United States	1.9	One of the most frequently used website search engines in the world.
Cisco Systems	Information Technology	United States	1.8	The leading maker of equipment used in Internet networking.
Juniper Networks	Information Technology	United States	1.7	Provides networking systems to help Internet service providers increase performance and speed.
Tesco	Consumer Staples	United Kingdom	1.6	Major international retailer based in the United Kingdom
Softbank	Telecommunication Services	Japan	1.6	The world's largest investor in Internet companies, including Yahoo! and E*TRADE.
Philip Morris International	Consumer Staples	United States	1.5	One of the world's largest international tobacco companies.
Allegheny Tech	Materials	United States	1.5	Specialty metal producer focused on high-performance metals, flat-rolled products and engineered products.
HSBC Holdings	Financials	United Kingdom	1.5	One of the world's largest international banking and financial services organisations.

In Focus - Energy

As the world's need for energy increases, massive structural changes are underway that will produce meaningful opportunities for companies that can add value to the energy supply chain – from enhancing extraction/generation to reducing consumption. As these transformations occur, Capital's investment professionals are actively identifying companies that will benefit by satisfying tomorrow's energy demand in the following four areas:

Prime property owners

Location matters in oil exploration and production. Companies that can continually find new and productive pockets of oil and gas will likely benefit from the continued growth in energy demand.

Technological advances have made shale gas a viable venture. Pioneer Natural Resources is tapping into large deposits found in North America, many of whom have long reserve lives.

Chevron Corp has been successful in bringing on new reserves in the Gulf of Mexico and Western Africa, which should translate into the highest production growth rate among its peers over the next 3-5 years.

BG Group owns an impressive portfolio of gas projects ranging from coal seam projects in Australia, shale in North America to deepwater gas deposits off the shore of Brazil.

Oil service innovators

Oil service innovators provide two basic services which are important in today's energy environment: 1) increasing throughput of existing reserves; and 2) extracting oil and gas from more difficult-to-access sites.

Schlumberger is an industry leader who has the capability to locate, and devise ways to extract, harder-to-find oil and gas reserves. Their technological prowess leads them to be increasingly relied upon by clients as resource extraction become more and more intense.

An increasing proportion of the oil found today lies in deep waters. Seadrill is one of a few ultra deep sea drilling specialists that can provide the equipment and expertise necessary to access deep water oil and gas.

Alternatives

As concern about carbon emissions has consolidated the position of alternate sources of energy, clean energy producers have been able to increase production and/or capture increasing scalability.

In spite of cutbacks to domestic subsidies, First Solar's business model appears solid as they remain one of the lowest cost module producers and as expansion continues outside of Germany into large-scale projects in the US and China.

As nuclear power re-emerges as an increasingly attractive option for the carbon-conscious, higher uranium prices appear to be an inevitability and Cameco stands to benefit. The 97 net new reactors scheduled to come on-line globally by 2020 (on base of 436) will represent a 50% increase in uranium needs, and Cameco is looking to increase uranium production from 20 – 30 million pounds by 2014 and to 40 million by 2018.

Consumption innovators

Efficiency in energy consumption has also emerged as a priority for businesses and governments alike as they look to improve their carbon footprint and drive down energy costs.

Edison International is transforming the role of the traditional utility by facilitating both green energy generation and aiming to reduce energy expenditures among consumers with the installation of smart meters in certain regions.

Emerson Electric has a wide span of businesses that are focused on providing more energy-efficient solutions to their customers through a range of products from cooling systems to the smart grid.

IBM, along with other technology companies, has also emerged as a force in this area with efficiency-maximising software and hardware.

For further information please contact either Katie Orsini +612 8274 4832 or Adam Fischbeck +612 8274 4830

Important Legal Notice:

MLC Investments Limited ABN 30 002 641 661, AFSL 230705 (MLCI), is the Responsible Entity or Trustee of, and the issuer of units in, the Trust. This report is intended only for use by "wholesale clients" within the meaning of the Corporations Act 2001 (Cth). An investor should consider the Product Disclosure Statement/Information Memorandum for the Trust ("Offer Document") in deciding whether to acquire, or continue to hold, units in the Trust and consider whether units in the Trust are an appropriate investment for the investor, and the risks of any investment. This report has been prepared in good faith, where applicable, using information from sources believed to be reliable and accurate as at the time of preparation. However, no representation or warranty (express or implied) is given as to its accuracy, reliability or completeness (which may change without notice). This report does not take account of an investor's particular objectives, financial situation or needs. Investors should therefore, before acting on information in this report, consider its appropriateness, having regard to the investor's particular own objectives, financial situation or needs. We recommend investors obtain financial advice specific to their situation. Past performance is not indicative of future performance. Any projection or other forward looking statement ("Projection") in this report is provided for information purposes only. No representation is made as to the accuracy or reasonableness of any such Projection or that it will be met. Actual events may vary materially. Any opinions expressed by MLCI constitutes MLCI's judgment at the time of writing and may change without notice. An investment in the Trust is not a deposit with or liability of National Australia Bank Limited ("NAB") or any other member of the NAB group of companies ("National Australia Group") and is subject to investment risk, including possible delays in repayment and loss of income and capital invested. Neither MLCI nor any other member of the National Australia Group guarantees the repayment of your capital, payment of income or the performance of your investment. NAB does not provide a guarantee or assurance in respect of the obligations of MLCI, the Trust or the investment manager/adviser appointed for the Trust.