

Portfolio Review

The Australian market was marginally down during April, with the ASX 300 Accumulation Index delivering -0.3%. Global markets were largely positive with a stronger than expected US reporting season and shrugged off both renewed sovereign debt concerns and S&P downgrading the long term sovereign credit outlook for the US from stable to negative.

The Australian dollar rose sharply against the US dollar to a new post-float high of US\$1.097. Top performing sectors were Telecommunications (+3.2%) and Utilities (+2.4%), while Industrials (-3.8%), Consumer Discretionary (-2.4%) and Energy (-2.2%) lagged.

Commodities saw spot gold hit a new milestone, breaking \$1,500 and posting a 9.2% gain for the month; its biggest rally since November 2009. Silver was the outstanding commodity, rising 28% to a record high. Base metals were mixed despite the helpful currency, with Copper (-1.2%) and Aluminium continuing its catch-up rally (+6.6%). Spot Iron Ore prices also remained firm following a strong start for Chinese steel production (1Q +8% year on year).

China continued to slow their economy, raising key rates by 25bps, the second rate rise this year and increased the major bank's reserve requirement ratio for the fourth time this year to 20.5%. China's real GDP grew 9.7% year on year 1Q11 and CPI grew at an annual rate of 5.4% in March, the fastest rate since July 2008.

Australian corporate news was somewhat mixed. The continued rise of the \$A evidently resulted in Telcos (+3.2%) and Banks (+2.6%) performing well given their largely domestic earnings base. The mining sector production reports showed the impact of bad weather and sales figures from retailers continued to indicate a tough consumer environment. Corporate activity helped both Equinox (+38.1%) and Computershare (+4.5%). After seeing significant weakness post their bid for Lundien, Equinox received a C\$7.00 per share bid from Minmetals Resources and ultimately agreeing to a friendly C\$8.15 per share offer from Barrick Gold. Computershare agreed to acquire Bank of New York Mellon's Shareholder Services Businesses for US\$550m. Both Leighton's (-15.8%) and Goodman Fielder (-12.6%) issued downgrades.

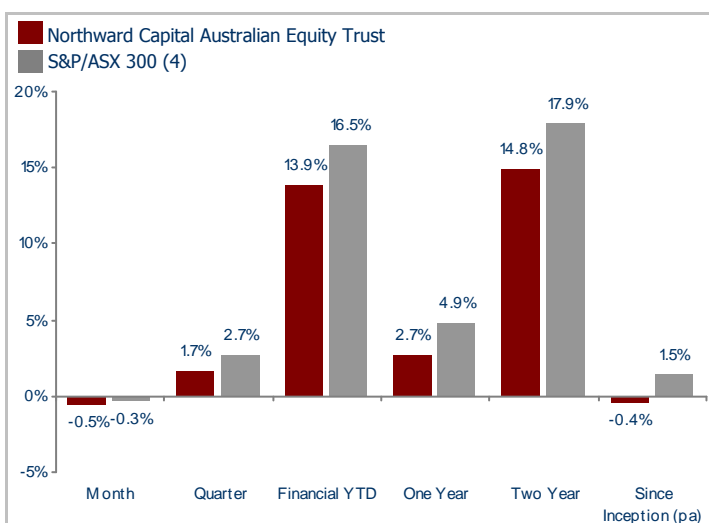
Portfolio turnover involved lifting our positions in Woodside, QR National and BHP (post buyback). Positions in SP Ausnet and Asciano were reduced.

Fund Results

Portfolio Results	Month
Northward Capital Australian Equity Trust	-0.53%
S&P/ASX 300 (4)	-0.32%
Value Added	-0.21%

Stock Contributors	Overweight (+) Underweight (-)
Equinox	+
Leighton Holdings	Not held
Crown Ltd	+
OZ Minerals	Not held
Alumina	Not held

Stock Detractors	Overweight (+) Underweight (-)
Energy Resources Aus	+
NAB	-
Henderson Group	+
Incitec Pivot	+
Wesfarmers	-

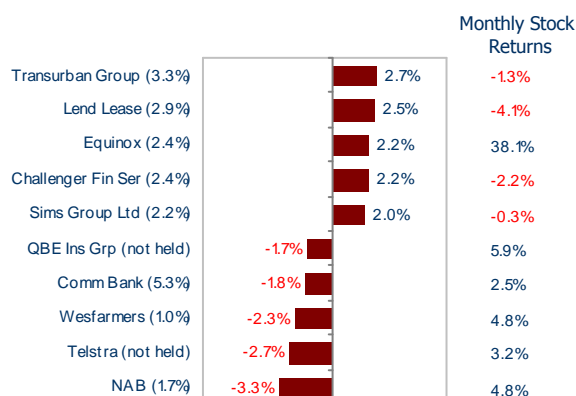


- (1) Market value of the investment as at month end was \$120.05 Million
- (2) Inception date is 11 April 2008
- (3) Returns for the trust are calculated from net unit prices (incl distributions) after fees but before taxes
- (4) Index was ex LPTs prior to 1 August 2009
- (5) Qtrly risk information not provided until rolling 3 year data available

Fund Composition

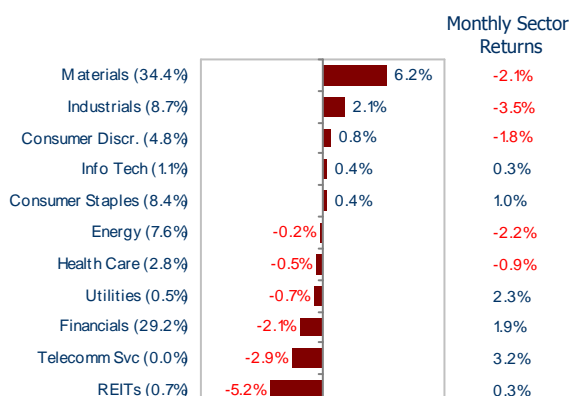
Active Stock Positions

Underweights / Overweights versus benchmark



Sector Diversification

Underweights / Overweights versus benchmark



Disclaimer:

MLC Investments Limited ABN 30 002 641 661, AFSL 230705 ("MLCI"), is the Responsible Entity of, and the issuer of units in, the Trust. Northward Capital Pty Limited ABN (97 113 618 938) (AFSL 294368) is the investment manager of the Trust. An investor should consider the Product Disclosure Statement for the Trust ("PDS") in deciding whether to acquire, or continue to hold, units in the Trust and consider whether units in the Trust is an appropriate investment for the investor, and the risks of any investment. This report has been prepared in good faith, where applicable, using information from sources believed to be reliable and accurate as at the time of preparation. However, no representation or warranty (express or implied) is given as to its accuracy, reliability or completeness (which may change without notice). This report does not take account of an investor's particular objectives, financial situation or needs. Investors should therefore, before acting on information in this report, consider its appropriateness, having regard to the investor's particular own objectives, financial situation or needs. We recommend investors obtain financial advice specific to their situation.

Past performance is not indicative of future performance. Any projection or other forward looking statement ("Projection") in this report is provided for information purposes only. No representation is made as to the accuracy or reasonableness of any such Projection or that it will be met. Actual events may vary materially. Any opinions expressed by MLCI constitutes MLCI's judgment at the time of writing and may change without notice. An investment in the Trust is not a deposit with or liability of National Australia Bank Limited ("NAB") or any other member of the NAB group of companies ("National Australia Group") and is subject to investment risk, including possible delays in repayment and loss of income and capital invested. Neither MLCI nor any other member of the National Australia Group guarantees the repayment of your capital, payment of income or the performance of your investment. NAB does not provide a guarantee or assurance in respect of the obligations of MLCI, the Trust or Northward Capital Pty Limited.