

### Portfolio Review

During July the market more than claimed back June's losses as some of the concerns that impacted both May and June abated. This sentiment was reflected globally with most major stock indices outperforming Australia's. One of the potential stumbling blocks, the stress test conducted by European bank regulators, passed without significant issue. While some criticism was levied in regards to how strenuous the tests were, only 7 out of 91 banks examined were shown to need additional capital. The improved credit markets eased funding pressures for our major banks, helping the sector outperform the market.

The AUD rallied strongly (+7.5%) against the US dollar through the month, although this was mainly on the back of USD weakness with the AUD seeing little change against the Euro (+0.8%). The RBA kept rates on hold at 4.5% for the second month in a row. Mixed offshore economic data combined with slower than anticipated June credit growth, steady unemployment data, plus lower than expected headline and core inflation all helped the argument for a continued pause.

Commodity prices were mixed but mostly positive on the back of returning risk appetite observed in financial markets, despite soft US economic data and China's slowing GDP growth rate. Gold (-5.9%) saw its largest fall since October 2008 and Iron Ore rallied late in the month to limit losses for the month, while base metals Copper (+12.2%), Aluminium (+10.5%), Nickel (+7.4%) and Zinc (+13.6%) saw strong gains. Resource companies benefited from these higher prices as well as the government jettisoning the RSPT for the more favourable MRRT.

As the market starts to focus on the coming reporting season, July saw some updated earnings guidance with, for example, IAG and QBE delivering notable downgrades. To date the overall US reporting season has been strong, with earnings results coming through +8.1% ahead of pre-reporting season expectations, albeit predominantly due to cost cutting rather than top line growth.

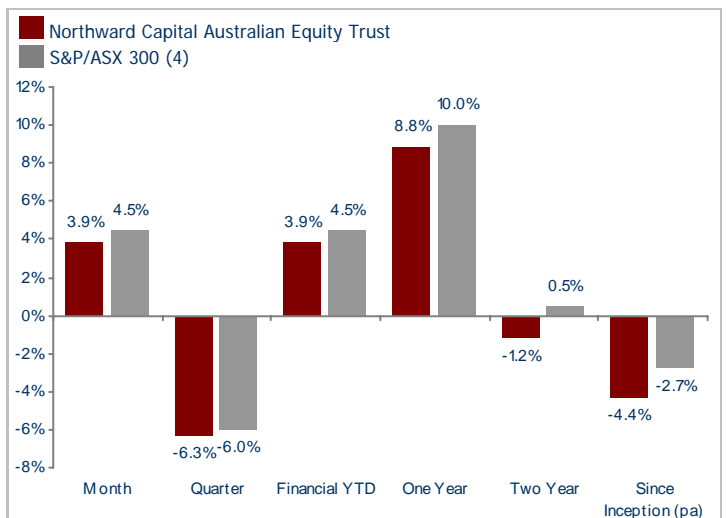
Portfolio turnover was low during the month and saw the introduction of Macarthur Coal and reintroduction of Energy Resources Australia into the portfolio. We increased weights in Fosters Group, Amcor, CSL and Origin Energy. These purchases were funded from cash and notable sales in James Hardie and Centennial Coal (following the takeover bid).

### Fund Results

Portfolio Results	Month
Northward Capital Australian Equity Trust	3.86%
S&P/ASX 300 (4)	4.48%
<b>Value Added</b>	<b>-0.62%</b>

Stock Contributors	Overweight (+) Underweight (-)
Western Areas	+
QBE Ins Grp	Not held
Centennial Coal Co	+
Equinox	+
Westfield Group	Not held

Stock Detractors	Overweight (+) Underweight (-)
Newcrest Mining	+
Nufarm	+
Woolworths	+
Wesfarmers	Not held
Lend Lease	+

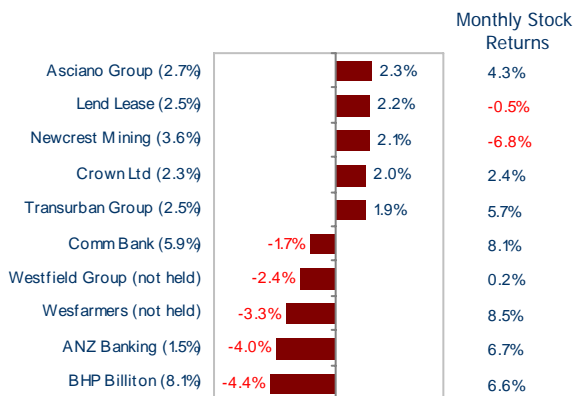


- (1) Market value of the investment as at month end was \$45.74 Million
- (2) Inception date is 11 April 2008
- (3) Returns for the trust are calculated from net unit prices (incl distributions) after fees but before taxes
- (4) Index was ex LPTs prior to 1 August 2009
- (5) Qtrly risk information not provided until rolling 3 year data available

### Fund Composition

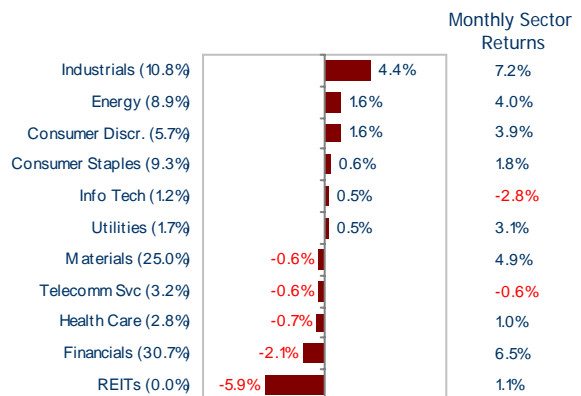
#### Active Stock Positions

Underweights / Overweights versus benchmark



#### Sector Diversification

Underweights / Overweights versus benchmark



**Disclaimer:**

MLC Investments Limited ABN 30 002 641 661, AFSL 230705 ("MLCI"), is the Responsible Entity of, and the issuer of units in, the Trust. Northward Capital Pty Limited ABN (97 113 618 938) (AFSL 294368) is the investment manager of the Trust. An investor should consider the Product Disclosure Statement for the Trust ("PDS") in deciding whether to acquire, or continue to hold, units in the Trust and consider whether units in the Trust is an appropriate investment for the investor, and the risks of any investment. This report has been prepared in good faith, where applicable, using information from sources believed to be reliable and accurate as at the time of preparation. However, no representation or warranty (express or implied) is given as to its accuracy, reliability or completeness (which may change without notice). This report does not take account of an investor's particular objectives, financial situation or needs. Investors should therefore, before acting on information in this report, consider its appropriateness, having regard to the investor's particular own objectives, financial situation or needs. We recommend investors obtain financial advice specific to their situation.

Past performance is not indicative of future performance. Any projection or other forward looking statement ("Projection") in this report is provided for information purposes only. No representation is made as to the accuracy or reasonableness of any such Projection or that it will be met. Actual events may vary materially. Any opinions expressed by MLCI constitutes MLCI's judgment at the time of writing and may change without notice. An investment in the Trust is not a deposit with or liability of National Australia Bank Limited ("NAB") or any other member of the NAB group of companies ("National Australia Group") and is subject to investment risk, including possible delays in repayment and loss of income and capital invested. Neither MLCI nor any other member of the National Australia Group guarantees the repayment of your capital, payment of income or the performance of your investment. NAB does not provide a guarantee or assurance in respect of the obligations of MLCI, the Trust or Northward Capital Pty Limited.